

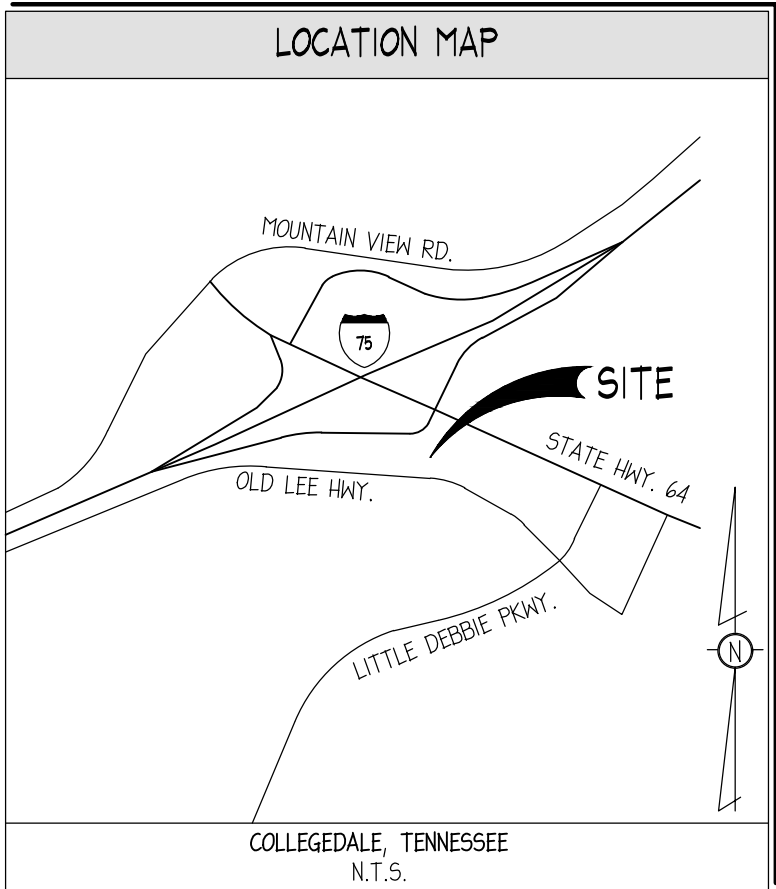
CONTRACTOR SHALL COORDINATE AND VERIFY LOCATION OF ALL SIGNAGE WITH OWNER PRIOR TO CONSTRUCTION.

CONTRACTOR SHALL INSTALL GENERAL UTILITY CONDUITS TO PLANTERS AROUND BUILDING AND PATIO. SEE ARCHITECTURAL/MEP PLANS FOR CONTINUATION.

CONTRACTOR SHALL PROTECT ALL ITEMS OUTSIDE LIMITS OF CONSTRUCTION UNLESS OTHERWISE NOTED IN THE CONSTRUCTION PLANS OR SPECIFICATIONS.

CONTRACTOR SHALL FIELD VERIFY ALL EXISTING UTILITIES (LOCATIONS AND ELEVATIONS) PRIOR TO STARTING CONSTRUCTION AND ALERT ENGINEER TO ANY DISCREPANCIES IMMEDIATELY.

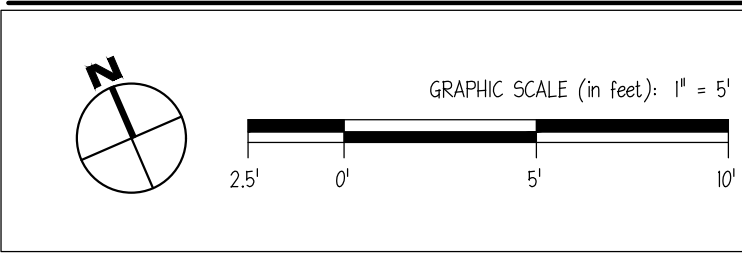
24-HOUR CONTACT:  
CLAY WORTHY  
(602) 931-6540




- GENERAL UTILITY NOTES**
- SEE SHEET C01.1 FOR GENERAL NOTES.
  - SEE MEP PLANS FOR CONTINUATION OF ALL UTILITIES INTO BUILDING.
  - SANITARY LATERALS SHALL HAVE A MINIMUM FALL OF 1.00%.
  - CONTRACTOR SHALL FIELD VERIFY ALL EXISTING UTILITIES AND THEIR LOCATIONS AND ELEVATIONS PRIOR TO STARTING CONSTRUCTION.
  - THE FINAL LOCATION OF FIRE HYDRANTS, VALVES, WATER LINES, BACKFLOW PREVENTERS, ETC. SHALL BE DETERMINED DURING CONSTRUCTION. NOTIFY THE ENGINEER OF ANY CHANGES TO LOCATION OR CONFIGURATION. NFPA CODES SHALL BE ADHERED TO.
  - THE CONTRACTOR SHALL CONTACT PUBLIC UTILITIES INSPECTIONS AT LEAST 72 HOURS PRIOR TO ANY CONSTRUCTION ACTIVITY.
  - ALL WORK TO BE DONE IN STRICT ACCORDANCE WITH LOCAL GOVERNING CODES.
  - UTILITY CONDUIT MATERIAL FOR ELECTRIC, TELEPHONE, AND CABLE SHALL BE INSTALLED PER UTILITY PROVIDER SPECIFICATIONS.
  - CONTRACTOR TO BUILD CONCRETE TRANSFORMER PAD AND INSTALL SCHEDULE 80 PVC CONDUIT AND PULL STRING WITH SHEEPING BENDS.

UTILITY LEGEND		
UTILITY	LINE TYPE/SYMBOL	REFERENCE
DOMESTIC WATER LINE	— DW — DW —	1.5" POLY
FIRE WATER LINE	— FW — FW —	N/A
BUILDING FIRE SPRINKLER LINE	— FWS — FWS —	N/A
IRRIGATION WATER LINE	— IRR — IRR —	DESIGN BUILD BY OTHERS
DOMESTIC WATER METER (WM)	— WM —	1.5"
IRRIGATION METER (IRM)	— IRM —	1"
BACKFLOW PREVENTER (RPZ)	— RPZ —	1"
FIRE VAULT (DDC)	— DDC —	N/A
DC BACKFLOW PREVENTER	— DC —	1.5"
WATER TAP OR TEE	— WT —	SEE PLANS
GATE VALVE (GV)	— GV —	SEE PLANS
THRUST BLOCK (TB)	— TB —	N/A
FIRE HYDRANT (FH)	— FH —	N/A
FIRE DEPARTMENT CONNECTION (FDC)	— FDC —	N/A
SANITARY SEWER (SS)	— SS — SS —	6"
SANITARY MANHOLE (SSMH)	— SSMH —	DETAIL 2 SHEET C04.2
GENERAL CLEAN OUT (CO)	— CO —	DETAIL 1 SHEET C04.4
SAMPLING MANHOLE	— SM —	N/A
SANITARY STRUCTURE NUMBER	— SS —	SEE PLANS
UNDERGROUND ELECTRIC LINE-PRIMARY	— UGE-P — UGE-P —	(2) 4" CONDUIT
UNDERGROUND ELECTRIC LINE-SECONDARY	— UGE-S — UGE-S —	(2) 4" CONDUIT
POST INDICATOR VALVE	— PIV —	N/A
SITE LIGHTING POLE	— SL —	SEE PLANS
TRANSFORMER PAD	— T —	DETAIL 4 SHEET C03.3
METER/CT PEDESTAL	— CT —	N/A
UNDERGROUND TELEPHONE LINE	— UGT — UGT —	(1) 4" CONDUIT
GENERAL UTILITY CONDUIT	— GU — GU —	(2) 4" CONDUIT
GAS LINE	— G — G —	BY GAS COMPANY
GAS METERS	— G —	SEE PLANS

**\*\* ALL UTILITIES SHALL BE INSTALLED ACCORDING TO UTILITY PROVIDERS AND JURISDICTION STANDARDS AND SPECIFICATIONS.**



22 ROSWELL ST.  
SUITE 100  
ALPHARETTA, GA 30009  
770.457.8850  
WWW.INGENUITYENTERPRISES.COM



CLIENT:

PANDA EXPRESS, INC  
STORE # D5806  
OLD LEE HIGHWAY  
COLLEGE DALE, TENNESSEE



CLIENT:

PANDA EXPRESS, INC  
1683 WALNUT GROVE AVENUE  
ROSEMead, CALIFORNIA 91770  
PHONE: (626) 372-8292

REVISION HISTORY

NO.	DESCRIPTION	DATE
1	ISSUE FOR BID	02/02/2018

THE CIVIL ENGINEER REGULARLY UPDATES ELECTRIC FILES DURING THE DEVELOPMENT OF A PROJECT. AS A RESULT, THE DATA INCLUDED IN ANY CAD FILE OR DRAWING PRIOR TO ITS FINAL RELEASE DOES NOT NECESSARILY REFLECT THE COMPLETE SCOPE OR CONTENT AS DEFINED IN THE CONTRACT. THE CONTENTS IN THESE FILES MAY THEREFORE BE PRELIMINARY, INCOMPLETE WORK IN PROGRESS, AND SUBJECT TO CHANGE. FURTHERMORE, THE INFORMATION CONTAINED HEREIN IS THE EXCLUSIVE PROPERTY OF THE CIVIL ENGINEER. THE ORIGINAL LOGS REPRESENTED HERE BY THIS INFORMATION SHALL NOT BE USED, ALTERED, OR REPRODUCED IN ANY MANNER WITHOUT THE EXPRESSED WRITTEN CONSENT OF THE CIVIL ENGINEER. THESE PLANS ARE SUBJECT TO FEDERAL COPYRIGHT LAWS AND USE OF SAME WITHOUT EXPRESSED WRITTEN PERMISSION OF THE CIVIL ENGINEER IS PROHIBITED.

PROJ # 170104  
DWG NAME 170104\_C04.DWG  
ISSUE DATE 02/02/2018  
PROJ TGR CB

BUILDING UTILITY  
DETAIL PLAN

C04.1  
SHEET NUMBER

ISSUE FOR BID